

Egmere Biomethane Plant

CO₂ Analysis Report

August 2018

Egmere Biomethane Plant

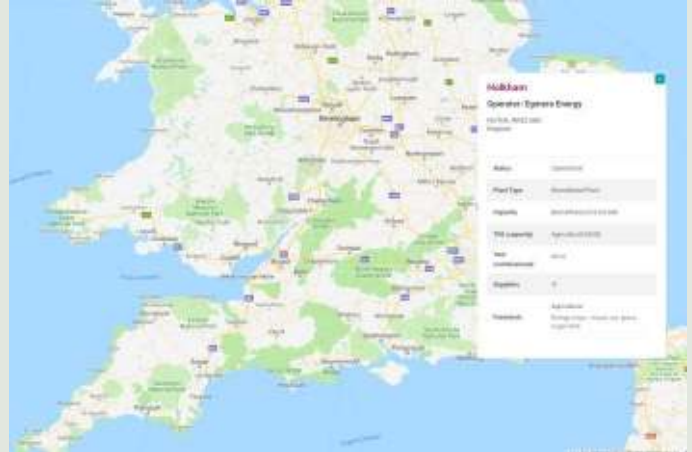
CO₂ Analysis Report

Executive Summary

Aardvark Certification Ltd (ACL) has been instructed by John Laing Environmental Assets Group Ltd to assess and report against the carbon savings achieved by the 600m³/hr Egmere Biomethane Plant located at North Creake Airfield near Egmere, Norfolk. This assessment considers the CO₂ savings made as a result of this biogas plant as well as the wider environmental benefits the project has delivered.

Asset Introduction

The Egmere Biomethane Plant is an Agraferm Biogas plant fed on a menu of 42,000 tonnes per annum of agricultural feedstocks including whole crop maize, rye, sugar beet and grass silage. The biogas plant has a designed export capacity of 450m³/hr biomethane with all biomethane produced exported directly to the national gas grid. A small CHP provides heat and power to meet the energy requirements of the plant with surplus electricity exported to the grid. The plant was commissioned in 2014 and to date has produced 16,724MWh of renewable electricity and a further 139,690MWh of biomethane.



CO₂ Savings from Biomethane

Biomethane offsets significant CO₂ emissions compared with fossil fuel derived gas and electricity. Conversion factors for fossil fuel derived electricity, natural gas and biomethane are shown below:

UK Generated Electricity: 0.28037 kg CO₂e per kWh

Natural Gas: 0.18396 kg CO₂e per kWh (gross CV)

Biomethane: 0.00037703 kg CO₂e per kWh (gross CV)

The calculated CO₂ savings shown within this report are based on the actual savings achieved by the site.

Greenhouse Gas Emissions

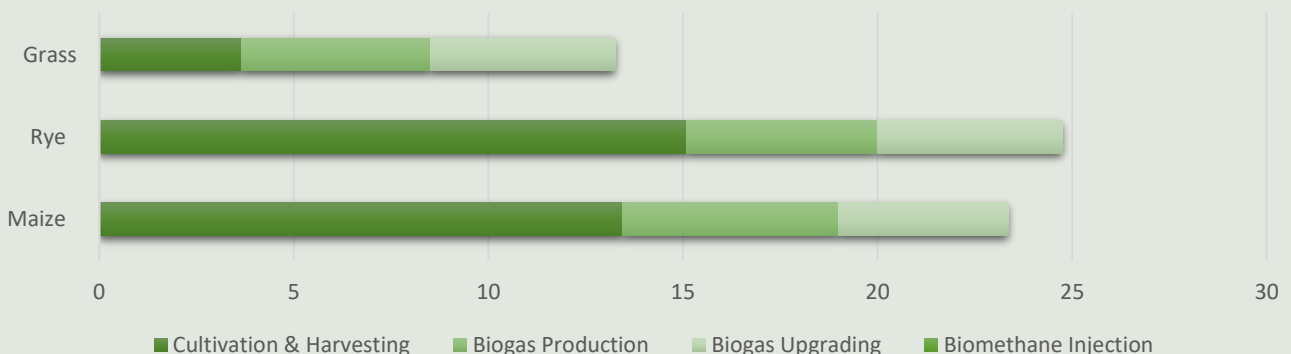
The Egmere Biomethane Plant uses a range of agricultural feedstocks to produce energy which comprise of purpose grown crops. The cultivation, harvesting and conversion of the crops to energy requires an element of fossil fuel use. The actual CO₂ savings achieved therefore need to account for the associated GHG emissions produced through the use of the crop based feedstocks. A simplified illustration of the fuel chain shows each step at which GHG emissions are produced through use of crop based feedstocks.



GHG Emissions by Feedstock

Each crop based feedstock has been assessed to determine the specific GHG emissions associated with their use.

GHG Emissions per Feedstock (gCO₂eq/MJ biomethane)



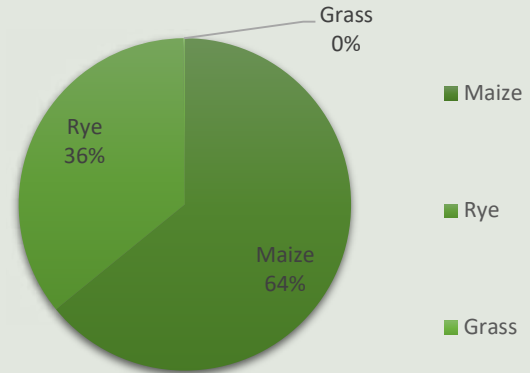
Egmere Biomethane Plant

CO₂ Analysis Report

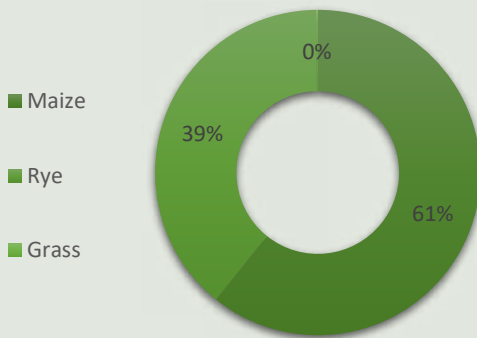
Biogas Apportioning

As the Egmere Biomethane Plant uses a range of agricultural feedstocks, it is necessary to understand what proportion of the biogas produced is derived from each feedstock in order to quantify the CO₂ savings achieved by the plant. To do this we apportion the biogas across the range of feedstocks based on their individual biogas yields.

Biogas Apportioned by Feedstock



CO₂ saved by Feedstock



CO₂ Apportioning

In order to account for the associated GHG emissions resulting from the use of purpose grown crops to produce the electricity and biomethane, it is necessary to apportion the CO₂ emissions saved as a result of the operation of the biomethane plant by feedstock type. This shows that whilst some feedstocks contribute more to overall biogas production than others, these are not necessarily delivering the highest levels of CO₂ savings for the plant as emissions associated with their production can be greater.

CO₂ Savings

With the preceding analysis, it is possible to calculate the CO₂ savings the plant has achieved over its lifetime had the equivalent quantity of energy been derived from fossil fuel sources. Total CO₂ emissions which would have come from an equivalent quantity of electricity or natural gas from fossil fuel sources in the UK is shown below along with CO₂ savings made through energy production from the biomethane plant. This shows a total saving to date of 4682tCO₂e has been saved by the Egmere Biomethane plant through its electricity export and a further 13,711tCO₂e has been saved through biomethane production.

Total Energy Produced		Conversion factors	UK Generated Electricity	Biogas Generated Electricity
Electricity	16,724 MWh	CO ₂ Equivalent (kg CO ₂ e)	4,688,908	6,501
		CO ₂ Difference (kg CO ₂ e)	4,682,407	

Total Energy Produced		Conversion factors	UK Natural Gas Emissions	Egmere Biomethane Emissions
Biomethane	139,690 MWh	CO ₂ Equivalent (kg CO ₂ e)	25,697,372	11,986,218
		CO ₂ Difference (kg CO ₂ e)	13,711,155	

CO₂ Forecast

An anaerobic digestion plant is typically designed with a 20 year operational lifetime. In practice this may go on well beyond the planned 20 years. Based on the expected 20 year operational forecast, the Egmere Biomethane plant is expected to save a total of 91,968tCO₂e. This forecast is based on the current GHG emissions associated with the production of feedstocks and operation of the plant. In practice it is expected that improved technology and efficiencies over the remainder of the lifetime of the plant will enable it to reduce its own emissions thereby increasing the overall CO₂ savings it contributes.

Egmere Biomethane Plant

CO₂ Analysis Report

What do these savings mean?

The CO₂ savings achieved by the project can be difficult to comprehend and relate to real world understanding. We therefore equate the savings to every day scenarios such as vehicles, and homes to assist readers in interpreting the data.

The Egmere Biomethane Plant is expected to offset at least 91,968tCO₂e over its operational lifetime. This equates to:

- Equivalent emissions produced by a mid-sized diesel car driving 329,315,031 million miles
- Removing 2,111 mid-sized diesel cars from UK roads every year during the operation of the plant
- Providing gas for heating and cooking in 1,965 UK homes for twenty years
- Providing enough renewable electricity to power 4,398 average UK homes over the lifetime of the plant

Other Environmental/Social Benefits

The Egmere Biomethane Plant delivers several other environmental and local community benefits. These have included to date:

- £2,900 paid to a local community benefit fund in the last financial year which has been used for:
 - sponsorship of a fundraising event for a local day care centre
 - Contributing towards and memorial for RAF servicemen
 - Sponsorship of the local carnival
 - Sponsorship of the local football club
- The resultant digestate from the plant is used on local farmland as a valuable biofertilizer. The liquid fraction has been particularly useful for establishment of cover crop, oilseed rape and grass.
- Use of the digestate as a direct replacement for traditional fertilisers offsets an estimated 472 t CO₂e per annum

Methodology

This report has been prepared in good faith by Aardvark Certification Ltd based on data obtained from the owner/operator of the asset reviewed. Our calculations of GHG emissions associated with the production of biogas from the plant has been through the Ricardo Biomethane and Heat GHG Calculator Tool, v 1.1 updated on 09/06/2016. Our GHG emissions assumptions for this plant are based on an annualised average emissions value for the plant by feedstock type. Biogas yield data is an average of the UKAS accredited laboratory analysis undertaken of the plants specific feedstocks over a three year period.

Our calculations of CO₂ savings are based on IFI Approach to GHG Accounting for Renewable Energy Projects. Baseline Emission Factors used in this analysis are taken directly from the Department for Business, Energy & Industrial Strategy Greenhouse gas reporting: conversion factors 2018.

Energy usage statistics are taken from OfGEM - <https://www.ofgem.gov.uk/gas/retail-market/monitoring-data-and-statistics/typical-domestic-consumption-values>

Mileage travelled per vehicle in the UK was taken from the RAC Foundation.

Digestate NPK values sourced from Defra's Fertiliser Manual 2017 (RB209) 9th edition

Liability

This document contains information and may contain conclusions and recommendations. Every effort has been made to ensure that the information is accurate and that the opinions expressed are sound. However, Aardvark EM Limited cannot be made liable for any errors or omissions or for any losses or consequential losses resulting from decisions based on the information.



AARDVARK

Certification Ltd.